


Part List

- mechanical -



Xperia™ Z2a

D6563

CONTENTS

1 0BPart List..... 3

2 1BRevision History 11

1 Part List


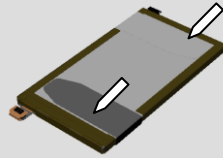

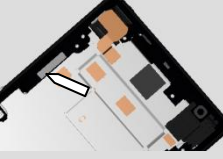


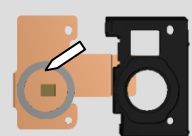



The following parts are available for order in 'E-star'.

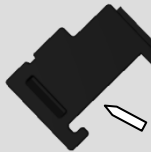
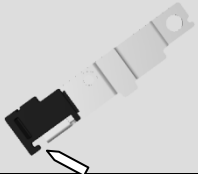

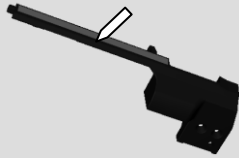



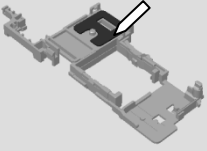

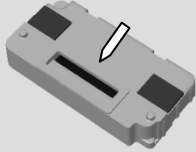
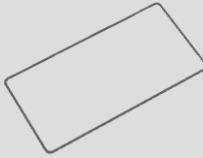




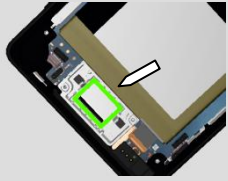

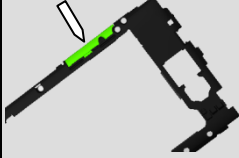
The 'E-star' name of a part may often be complex and even confusing, so the name of certain parts mentioned in the Working Instructions, Repair Movies and Troubleshooting Guide are often referred to by a simple descriptive name for better understanding.

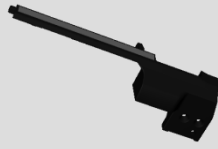
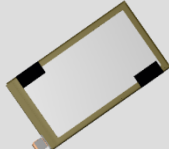




Both names (designations) will in that case be included in this Part List, where the name being used in the documents mentioned above is underlined, e.g. Battery Cover.




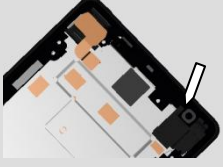

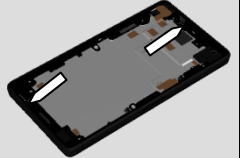



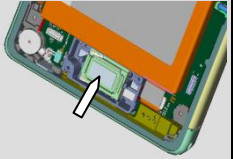
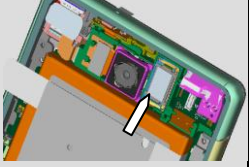

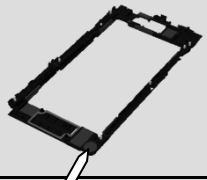

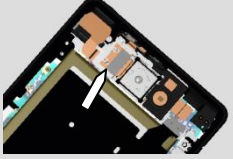


RLC, Reversed Logistic Classification column for replaced part handling,




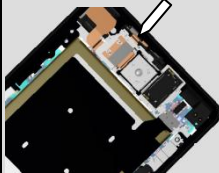

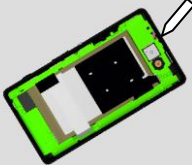
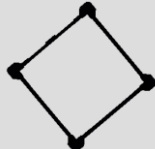
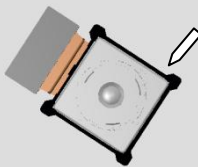



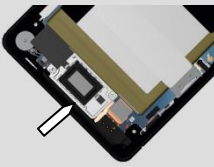

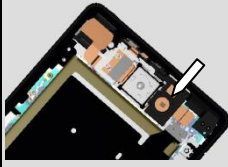

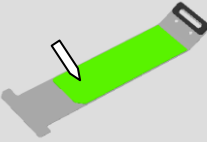
(See the Spare Part Handling chapter in Mechanical/Generic Repair Manual 1220-1333).

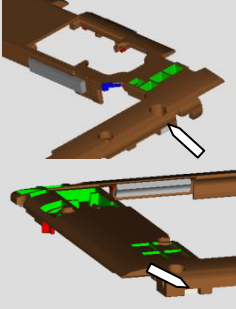
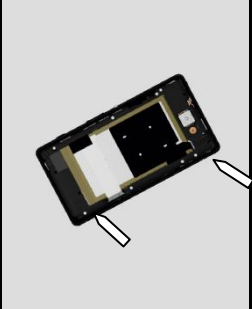



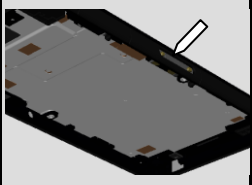

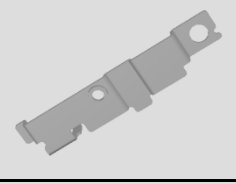


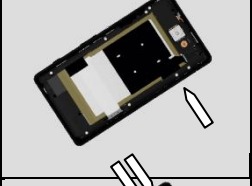

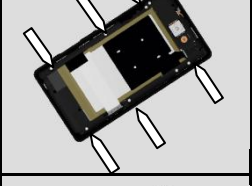


| Designation | Part No. | RLC | Part | Location |
|---|-----------|-----|---|---|
| Adhesive Battery | 1281-2316 | C |  |  |
| Adhesive PBA Main This is also included in Cover Front | 1279-1436 | C |  |  |
| Adhesive RCV FPC This is also included in Holder Top | 1279-1467 | C |  |  |
| | | |  |  |
| Adhesive Spacer USB This is also included in Spacer USB | 1279-1488 | C |  |  |

| Designation | Part No. | RLC | Part | Location |
|---|-----------|-----|---|---|
| | | |  |  |
| Adhesive Sub Antenna This is also included in Sub Antenna | 1279-1458 | C |  |  |
| Adhesive Vibrator This is also included in Cover Front | 1279-1437 | C |  |  |
| Adhesive Holder Receiver Adhesive WR Holder Receiver | 1279-1463 | C |  |  |
| Adhesive Holder Speaker Adhesive WR Holder Speaker | 1279-1474 | C |  |  |
| Adhesive Panel Back Adhesive WR Panel Back | 1279-1495 | C |  |  |
| Adhesive Receiver Adhesive WR Receiver | 1279-1464 | C |  |  |
| Adhesive Speaker Adhesive WR Speaker | 1279-1475 | C |  |  |
| WLAN Antenna Antenna BT + WLAN | 1278-9070 | C |  |  |


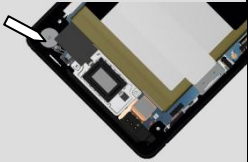
| Designation | Part No. | RLC | Part | Location |
|--|-------------------------------------|-----|---|---|
| <u>Sub Antenna</u> Antenna Combo Sub | 1278-9046 | C |  |  |
| <u>NFC Antenna</u> Antenna Felica_NFC | 1279-0073 | C |  |  |
| <u>Main Antenna</u> Antenna Main | 1278-9039 | C |  |  |
| <u>Battery</u> Battery Embedded | 1278-6070 | B |  |  |
| Camera | 1271-4830 | B |  |  |
| <u>Cap SIM</u> Cap SIM Sub Assy Black Cap SIM Sub Assy Turquoise Cap SIM Sub Assy White | 1279-1442 1281-2354 1281-2353 | C |  |  |
| <u>Cap USB</u> Cap USB Sub Assy Black Cap USB Sub Assy Turquoise Cap USB Sub Assy White | 1279-1438 1281-2350 1281-2349 | C |  |  |
| <u>Cover Front</u> Cover Front CS Assy BLACK Cover Front CS Assy Turquoise Cover Front CS Assy White | 1287-5035 1287-5136 1287-5093 | A |  |  |
| Cushion Camera Front This is also included in Cover Front | 1279-1427 | C |  |  |

| Designation | Part No. | RLC | Part | Location |
|---|-----------|-----|---|---|
| Cushion Camera Rear This is also included in Panel Back | 1279-1517 | C |  |  |
| Cushion Chat Camera This is also included in Cover Front | 1270-1951 | C |  |  |
| Cushion Mic This is also included in Cover Front | 1279-1435 | C |  |  |
| Cushion Speaker Box This is also included in Holder Battery | 1279-1493 | C |  |  |
| Cushion Speaker | 1285-1049 | C |  |  |
| | | | |  |
| Cushion Vib This is also included in Holder Battery | 1270-2049 | C |  |  |
| FPC CAM Relay FPC Assembly CAM Relay | 1278-6154 | C |  |  |
| FPC Key FPC Assembly Key | 1278-6157 | C |  |  |

| Designation | Part No. | RLC | Part | Location |
|---|-----------|-----|---|---|
| <u>FPC RCV</u> FPC Assembly RCV | 1278-6153 | C |  |  |
| <u>FPC Top</u> FPC Assembly Top | 1278-6152 | C |  |  |
| <u>Holder Battery</u> Holder Battery Sub Assy | 1279-1490 | C |  |  |
| Holder Main Camera | 1279-1468 | C |  |  |
| Holder Receiver | 1279-1460 | C |  |  |
| <u>Holder Speaker</u> Holder Speaker Sub Assy | 1279-1469 | C |  |  |
| <u>Holder Top</u> Holder Top Sub Assy | 1279-1465 | C |  |  |
| Label MoP | 1286-6456 | C |  |  |

| Designation | Part No. | RLC | Part | Location |
|---|-------------------------------------|-----|--|---|
| Liquid indicator This is also included in Holder Battery | 1275-3307 | C |  |  |
| Bottom Speaker Loudspeaker | 1273-9577 | C |  |  |
| Magnetic charger connector This is also included in Cover Front Magnetic charger connector Black Magnetic charger connector White | 1287-2311 1278-6823 | C |  |  |
| Back Panel Panel Back Sub Assy Black Panel Back Sub Assy Turquoise Panel Back Sub Assy White | 1283-9708 1283-9710 1283-9709 | B |  | |
| Plate USB | 1279-1484 | C |  |  |
| Screw Len:2.0 Diam:1.4 | 1214-7860 | C |  |  |
| Screw M1.4X3.0 | 1262-3150 | C |  |  |
| Screw Phillips Len:3.0 Diam:1.4 | 1243-4089 | C |  |  |

| Designation | Part No. | RLC | Part | Location |
|---|-----------|-----|---|---|
| Sheet Tab | 1287-4535 | C |  |  |
| Sheet Thermal MSM | 1279-1803 | C |  |  |
| Shield Camera This is also included in Holder Receiver | 1279-1462 | C |  |  |
| SIM Tray | 1272-5201 | C |  |  |
| <u>Spacer B to B LCD</u> Spacer B to B LCD Sub Assy | 1279-1455 | C |  |  |
| <u>Spacer USB</u> Spacer USB Sub Assy | 1279-1486 | C |  |  |
| Stopper Tray | 1279-2766 | C |  |  |
| Top Speaker | 1277-7135 | C |  |  |
| Tray Label | 1279-1489 | C |  |  |

| Designation | Part No. | RLC | Part | Location |
|-------------|-----------|-----|--|---|
| Vibrator | 1264-2341 | C |  |  |

2 Revision History

| Rev. | Date | Changes / Comments |
|------|-----------------|--------------------------------|
| 1 | 2014-March-20 | Initial release |
| 2 | 2015-January-22 | Fixed the figure of Back Panel |